

2011/12 Patient Experience Survey of GP and Local NHS Services

Results for Auchenblae Medical Centre - Auchenblae



**Auchenblae Medical Centre
Mackenzie Avenue
Auchenblae
Kincardineshire
AB30 1XU**

Scottish Government May 2012

An official statistics publication for Scotland



Scotland's Patient Experience Programme



2011/12 Patient Experience Survey

Auchenblae Medical Centre - Auchenblae

This report gives a summary of the results of the 2011/12 Patient Experience Survey for Auchenblae Medical Centre - Auchenblae.

The survey was sent to 385 people registered with the surgery.

The survey asked questions about people's experiences during 2011/12 of making an appointment; visiting the GP surgery; seeing staff; being prescribed medicines; out of hours healthcare; and outcomes from NHS treatment. Results for questions about out of hours services and outcomes from NHS treatments are not shown in this report, but are shown in NHS Board and Community Health Partnership reports. A copy of the survey is available at:

http://surveyresults.bettertogetherscotland.com/gp/GP_Survey_2011.pdf

134 patients of Auchenblae Medical Centre - Auchenblae sent in feedback on their experiences at the surgery. Of the patients that answered questions about themselves:

- 39% were male and 61% were female;
- 12% were aged 17-34, 31% were aged 35-49, 22% were aged 50-64 and 35% were 65 and over;
- 72% did not have any limiting illness or disability.

The survey was commissioned by the Scottish Government for Scotland's Patient Experience Programme "Better Together" which aims to use the public's experiences of NHSScotland to improve health services. The survey was managed by the Scottish Government in partnership with Information Services Division (ISD) of NHS National Services Scotland. The survey was carried out by Picker Institute Europe. Picker Institute Europe is a charity which provides support for patient experience surveys.

The results of the survey will be used by the GP surgery, Health Board, and the Scottish Government to improve the quality of healthcare in Scotland by focussing us on the areas that people tell us are important to them and where they consider we could do better.

For more information on Better Together, Scotland's Patient Experience Programme please go to www.bettertogetherscotland.com

For information on what the above organisations are doing to make improvements please contact:

Better Together
GR, St Andrew's House
Regent Road
Edinburgh
EH1 3DG
patientexperience@scotland.gsi.gov.uk

National results for this survey and further details on the methods used to generate this report are available at:

<http://www.scotland.gov.uk/Topics/Statistics/Browse/Health/GPPatientExperienceSurvey>

Results for Auchenblae Medical Centre - Auchenblae

Results are shown as the percentage of patients who answered each question positively.

The bars illustrate the % positive as green, and the % negative as red. Where answers are neither positive nor negative, the % is shown in yellow.

The answers that have been counted as positive and negative for each question can be found at: http://surveyresults.bettertogetherscotland.com/gp/Percent_Positive_Results_key_2011.pdf.

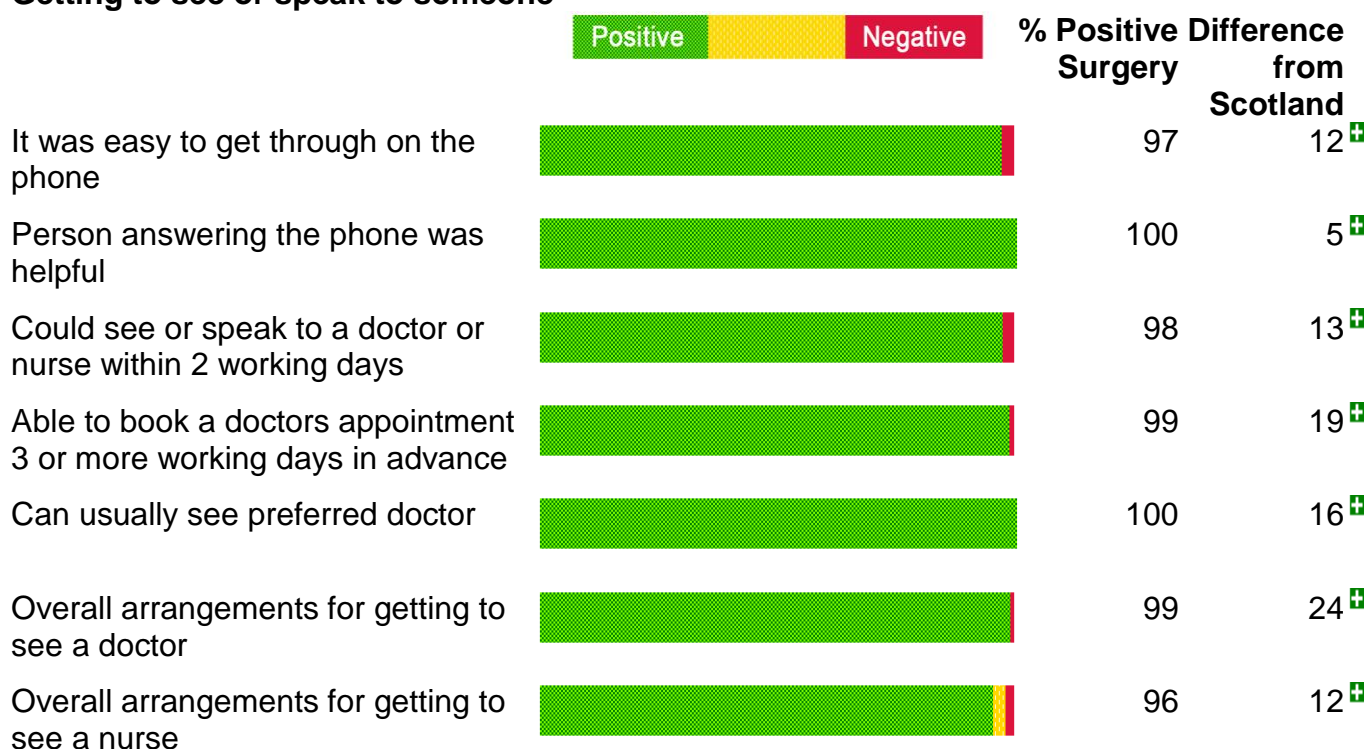
If you are looking at the pdf version online, you can see the actual number of patients who answered positively and negatively by hovering the mouse cursor over the bar chart.

The difference between the practice percent positive result and the Scottish average is shown in the final column. Differences which are statistically significant are shown as follows:

- + Percent positive score significantly higher than Scottish average
- Percent positive score significantly lower than Scottish average

On page 8 we compare the latest results with those from 2009/10 and on page 10 we show the results for some additional questions.



Getting to see or speak to someone









Referrals



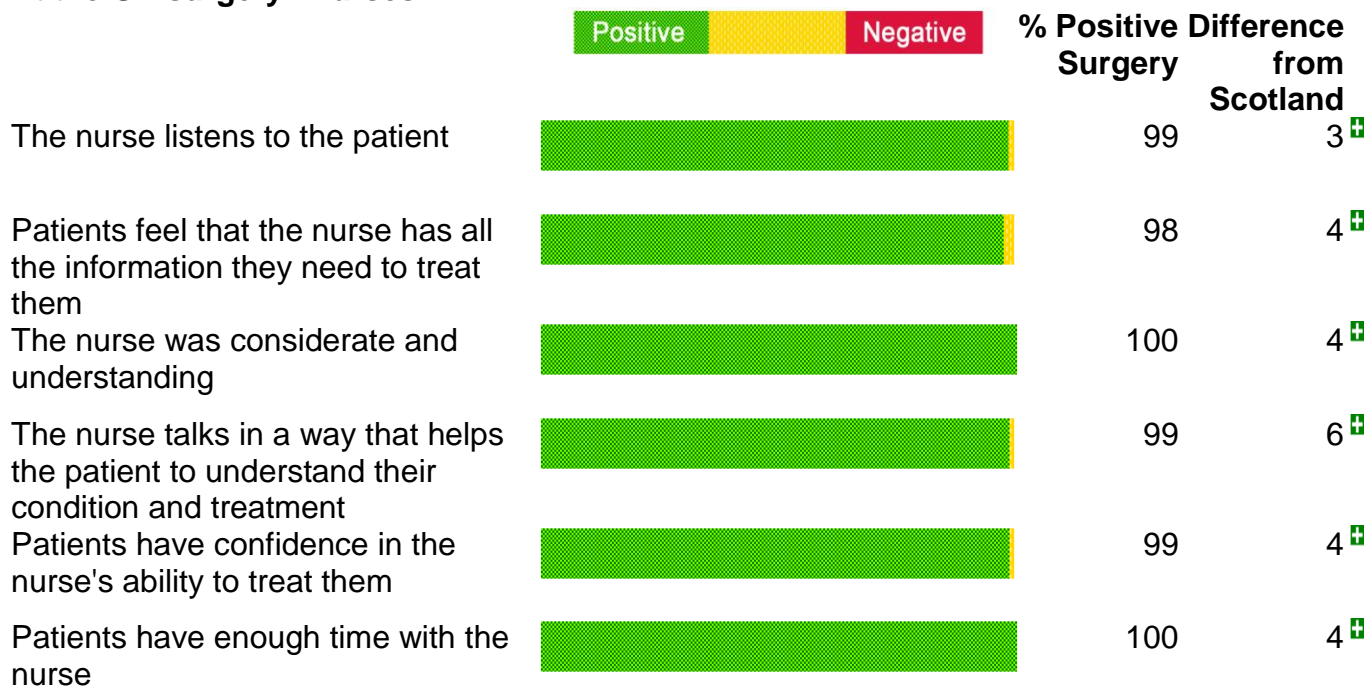
At the GP surgery

	Positive	Negative	% Positive Surgery	Difference from Scotland
The receptionists are helpful			100	6 ⁺
The GP surgery is clean			99	0
Time waiting to be seen at GP surgery			98	11 ⁺

At the GP surgery - doctors

	Positive	Negative	% Positive Surgery	Difference from Scotland
The doctor listens to the patient			97	2
Patients feel that the doctor has all the information they need to treat them			95	5 ⁺
The doctor was considerate and understanding			94	2
The doctor talks in a way that helps the patient to understand their condition and treatment			97	6 ⁺
Patients have confidence in the doctor's ability to treat them			97	7 ⁺
Patients have enough time with the doctor			97	7 ⁺

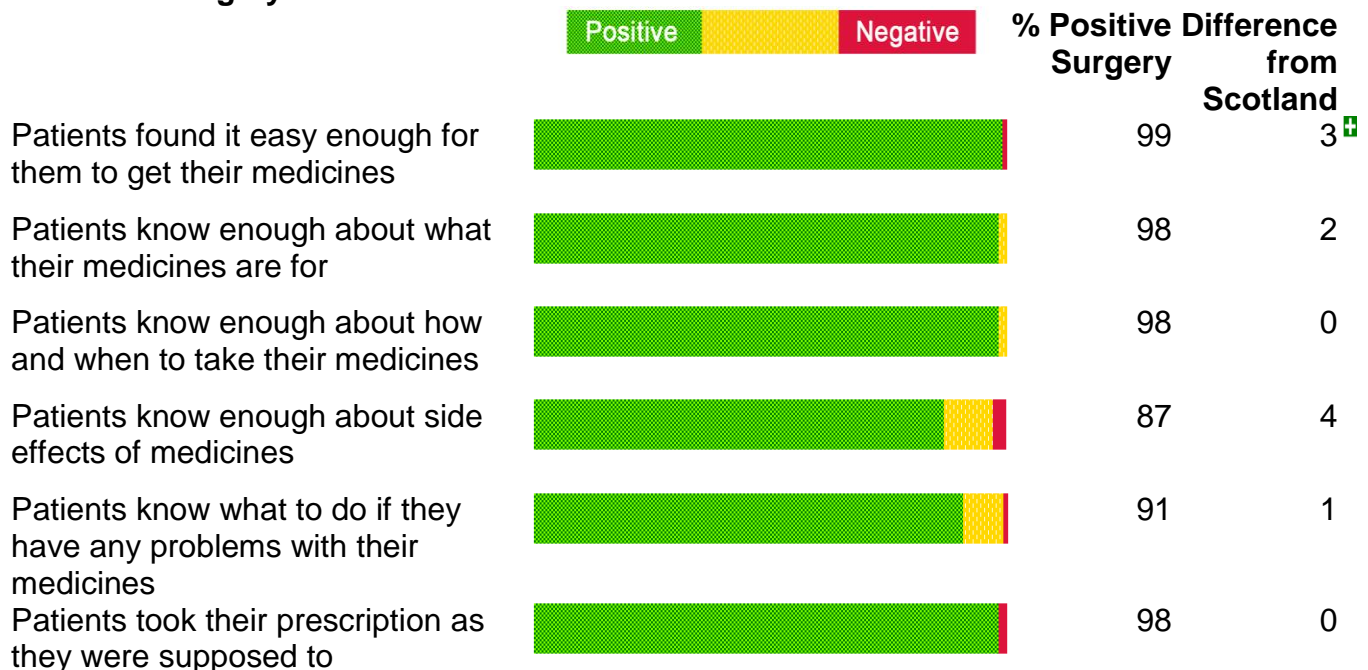
At the GP surgery - nurses




At the GP surgery - care and treatment



At the GP surgery - medicines




At the GP surgery - overall experience



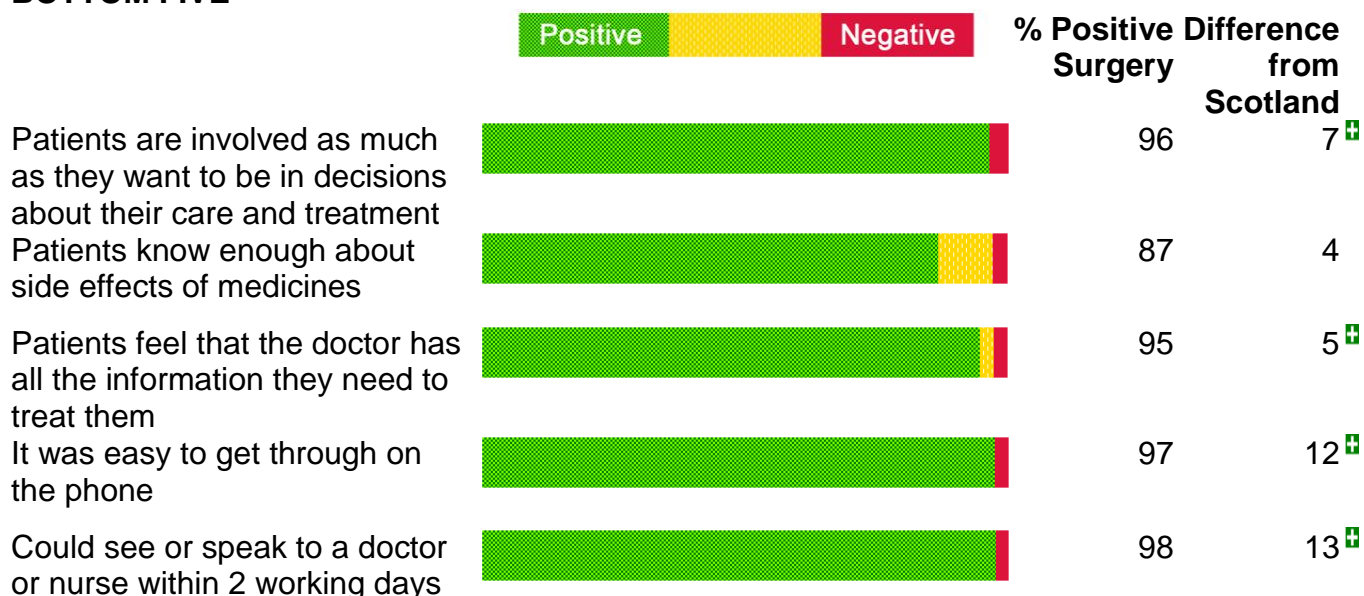
Top Five and Bottom Five Results for Auchenblae Medical Centre - Auchenblae

The top 5 questions are those with the highest % positive for the surgery and are sorted by the length of the green bar. The bottom 5 are those questions with the highest % negative for the surgery and are sorted by the length of the red bar.

TOP FIVE



BOTTOM FIVE



Comparison with results from 2009/10 survey

The tables below show the GP surgery's 2011/12 percent positive scores compared to 2009/10.

- + scores significantly improved since previous survey
- scores significantly worsened since previous survey

2009/10 Percentage positive for 2009/10
2011/12 Percentage positive for 2011/12

Getting to see or speak to someone

	2009/10	2011/12	Difference from previous survey
Can usually see preferred doctor	99 %	100 %	1
Overall arrangements for getting to see a doctor	99 %	99 %	0
Overall arrangements for getting to see a nurse	99 %	96 %	-3

At the GP surgery

	2009/10	2011/12	Difference from previous survey
Time waiting to be seen at GP surgery	98 %	98 %	0

At the GP surgery - doctors

	2009/10	2011/12	Difference from previous survey
The doctor listens to the patient	97 %	97 %	0
Patients feel that the doctor has all the information they need to treat them	91 %	95 %	4
The doctor talks in a way that helps the patient to understand their condition and treatment	90 %	97 %	7 +
Patients have confidence in the doctor's ability to treat them	88 %	97 %	9 +
Patients have enough time with the doctor	95 %	97 %	2

At the GP surgery - nurses

	2009/10	2011/12	Difference from previous survey
The nurse listens to the patient	100 %	99 %	-1
Patients feel that the nurse has all the information they need to treat them	99 %	98 %	-1
The nurse talks in a way that helps the patient to understand their condition and treatment	99 %	99 %	0
Patients have confidence in the nurse's ability to treat them	99 %	99 %	0
Patients have enough time with the nurse	99 %	100 %	1

At the GP surgery - care and treatment

	2009/10	2011/12	Difference from previous survey
Patients are involved as much as they want to be in decisions about their care and treatment	95 %	96 %	1

At the GP surgery - medicines

	2009/10	2011/12	Difference from previous survey
Patients know enough about what their medicines are for	100 %	98 %	-2
Patients know enough about how and when to take their medicines	100 %	98 %	-2
Patients know enough about side effects of medicines	94 %	87 %	-7
Patients know what to do if they have any problems with their medicines	99 %	91 %	-8

At the GP surgery - overall experience

	2009/10	2011/12	Difference from previous survey
Patients are treated with dignity and respect	97 %	98 %	1
Rating of overall care provided by GP surgery	97 %	98 %	1

Additional Questions

This section shows results for other questions that patients were asked about their GP surgery. These results have been presented here because the answers did not fit into the “percentage positive” format used elsewhere in the report.

At the GP surgery

In the reception area, can other patients overhear what you say to the staff?

Patients who have contacted their GP surgery in the last 12 months	This GP	
	n	%
Yes, but I don't mind	56	45.9
Yes, and I am not happy about it	10	8.2
No, other patients can't overhear	47	38.5
Don't know	9	7.4
	122	

GP surgery opening hours

What do you think about the opening hours of your GP surgery?

All Patients	This GP	
	n	%
I am happy with the opening hours of my GP surgery	123	94.6
It is too difficult for me to get time away from work during my surgery opening hours	4	3.1
The opening hours are not convenient for me for another reason	2	1.5
I am not sure when the opening hours of my GP surgery are	1	0.8
	130	

AN OFFICIAL STATISTICS PUBLICATION FOR SCOTLAND

Official and National Statistics are produced to high professional standards set out in the Code of Practice for Official Statistics at <http://www.statisticsauthority.gov.uk/assessment/code-of-practice/code-of-practice-for-official-statistics.pdf>. Both undergo regular quality assurance reviews to ensure that they meet customer needs and are produced free from any political interference.

Further information about Official and National Statistics can be found on the UK Statistics Authority website at www.statisticsauthority.gov.uk

SCOTTISH GOVERNMENT STATISTICIAN GROUP

Our Aim

To provide relevant and reliable information, analysis and advice that meet the needs of government, business and the people of Scotland.

For more information on the Statistician Group, please see the Scottish Government website at www.scotland.gov.uk/statistics

Correspondence and enquiries

Enquiries on this publication should be addressed to:

Gregor Boyd

Health Analytical Services Division, The Quality Unit

The Scottish Government

St Andrews House, Regent Road

Telephone: 0131 244 3201

e-mail: Gregor.boyd@scotland.gsi.gov.uk

General enquiries on Scottish Government statistics can be addressed to:

Office of the Chief Statistician

Scottish Government

4N.06, St Andrews House

EDINBURGH EH1 3DG

Telephone: (0131) 244 0442

e-mail: statistics.enquiries@scotland.gsi.gov.uk

Further contact details, e-mail addresses and details of previous and forthcoming publications can be found on the Scottish Government Website at www.scotland.gov.uk/statistics

Complaints and suggestions

If you are not satisfied with our service, please write to the Chief Statistician, 4N.06, St Andrews House, Edinburgh, EH1 3DG, Telephone: (0131) 244 0302, e-mail statistics.enquiries@scotland.gsi.gov.uk. We also welcome any comments or suggestions that would help us to improve our standards of service.

ScotStat

If you would like to be consulted about new or existing statistical collections or receive notification of forthcoming statistical publications, please register your interest on the Scottish Government ScotStat website at www.scotland.gov.uk/scotstat

Crown Copyright

Brief extracts from the Crown Copyright material in this publication may be reproduced provided the source is fully acknowledged.